L1K3-6 Series DC-40GHZ Latching Type

SP3T-6T

RF SPEC.

Frequency Range	Insertion Loss	VSWR	Isolation	Power Handing
DC-6GHZ	<0.30dB	<1.30	>70dB	30W
6-12.4GHZ	<0.40dB	<1.40	>65dB	20W
12.4-18GHZ	<0.50dB	<1.50	>60dB	15W
18-26.5GHZ	<0.80dB	<1.70	>55dB	10W
26.5-40GHZ	<1.00dB	<2.00	>50dB	5W

Characteristics

RF Impedance 50 ohm

Votage Control/Current: DC12V/200mA,RESET=N*200mA

DC24V/100mA,RESET=N*100mA

Switching Time <20ms

Operating Life >100,0000

Operatign Tempreture -25 ~ +65℃

RF Interface K(2.92mm) female

Weight:

Outline Drawing (mm)

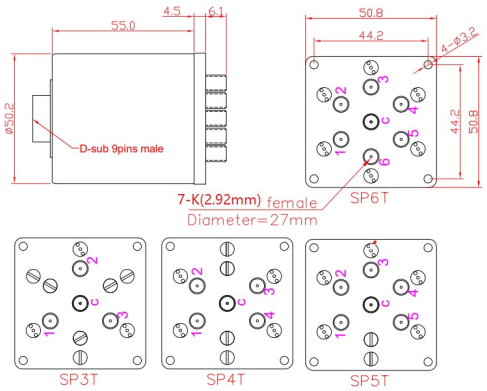

Schematics

Voltage Control

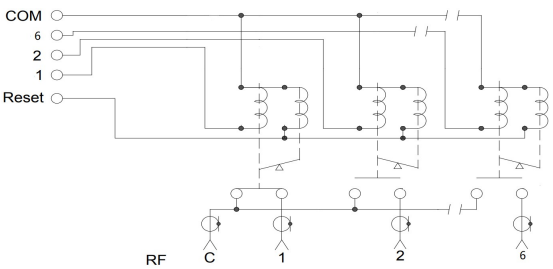

With TTL Logic Control

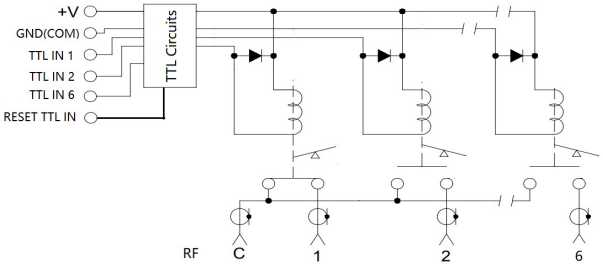

Part Number Selector

Series | RF Channel | Voltage | Frequency Range | Option1 | Indicator

P/N:L1K □ □□ □□ □ -□

RF Channel: 3, 4, 5, 6

Voltage: 12 DC12V; 24 DC24V

Frequency Range: 26 DC-26.5GHZ; 33 DC-33GHZ; 40 DC-40GHZ

Option1:
- □ Voltage Control / COM Port is Negative
- R Voltage Control / COM Port is Positive
- T-S With TTL Control & Self cut-off Circuits

Indicator:
- □ No Indicator
- | With Indicator

* NO COM Port Polar SPEC. For With TTL Control

* With Indicator is only for with TTL Control and With DB15 male connector

L1K31226 (SP3T Latching Type/DC12V(COM Port is Negative，RESET is Positive)/DC-26.5GHZ/K female/DB9 male)

L1K62440R （SP6T Latching Type/DC24V(COM Port is Positive，RESET is Negative)/DC-40GHZ/K female/DB9 male）

L1K42440T-S-I (SP4T Latching Type/DC24V/DC-40GHZ/With TTL Control & self cut-off circuits/K female/DB15 male)

RF SWITCH CTE

Tel :10-82087227

Fax:10-82087380

E-mail: sales@rf-switch.com

Web site: www.rf-switch.com