23K-L Series DC-40GHZ Latching Type/With Termination

SPDT

RF SPEC.

Frequency Range	Insertion Loss	VSWR	Isolation	Power Handing
DC-6GHZ	<0.30dB	<1.30	>70dB	30W
6-12GHZ	<0.40dB	<1.40	>65dB	20W
12-18GHZ	<0.50dB	<1.50	>60dB	15W
18-26.5GHZ	<0.80dB	<1.70	>55dB	10W
26.5-40GHZ	<1.00dB	<2.00	>50dB	5W

* Internal Termination Power Handing：1W(cw)

Characteristics

RF Impedance 50 ohm

Control Voltage/Current：DC12V / 400mA

DC24V / 200mA

Switching Time <20ms

Operating Life >100,0000

Operating Tempreture -25 ~ +65℃

RF Interface K(2.92mm) female

Weight：

Outline Drawing（mm）

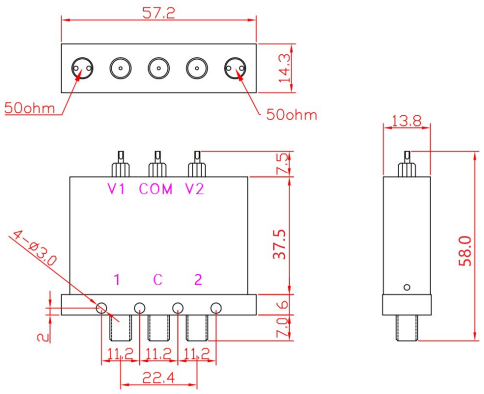

With TTL Control：37.5+3.5=41mm, DB9 male=37.5+10.5=47mm

Schematics

Voltage Control

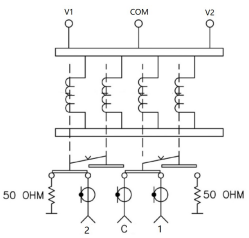

Voltage Control With Indicator

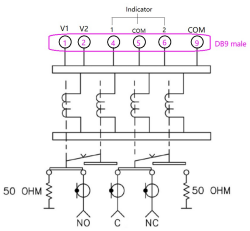

With TTL Logic Control

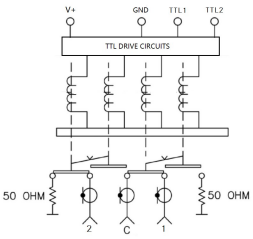

TTL Logic Control & With Indicator

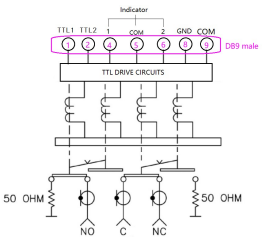

Part Number Selector

Series → Voltage → Frequency range → Option1 → Indicator → Option 2

P/N: 23K-L □□ □□ □ – □ – □

Voltage		Frequency range	
1 2	DC12V	2 6	DC-26.5GHZ
2 4	DC24V	4 0	DC-40GHZ

Option1:
- □ Voltage Control / COM Port is Negative
- R Voltage Control / COM Port is Positive
- T With TTL Logic Control
- T-S With TTL Control & Self cut-off Circuits

Indicator:
- □ No Indicator
- I With Indicator

Option 2:
- S
- □ DB9 male

* NO COM Port Polar SPEC. For With TTL Control
* With Indicator is DB9 male

23K-L1226 （SPDT Latching Type/With Termination/DC12V（COM Port is Negative）/DC-26.5GHZ/K female/Soldering Pin）

23S-L2440R-I-D（SPDT Latching Type/With Termination/DC24V（COM Port is Positive）/DC-40GHZ/K female/WithIndicator/DB9 male）

23S-L2440T-S (SPDT Latching Type/With Termination/DC24V/DC-40GHZ/With TTL Control & self cut-off circuits/K female/Soldering Pin)

RF SWITCH CTE

Tel :10-82087227

Fax:10-82087380

E-mail: sales@rf-switch.com

Web site: www.rf-switch.com